




# New Year's Fortune Teller

Wonder what the new year holds for *you* ?

Consult the fortune teller below and learn~if you dare.

 <p>Party Hat</p>	<p>1</p> <p>A new love or a new friend.</p>	<p>2</p> <p>A new interest or a new hobby.</p>	 <p>Party Horn</p>
<p>8</p> <p>A deception is uncovered- this may or may not be a good thing.</p>	<p>3</p> <p>A new family member-by birth, marriage or adoption.</p>	<p>4</p> <p>Unexpected material gain</p>	<p>5</p> <p>A loss; trust that something better awaits.</p>
<p>7</p> <p>Something apparently negative at first, which turns out well in the end.</p>	<p>6</p> <p>An important argument that changes things.</p>	<p>9</p> <p>Noisemaker</p>	 <p>Party Crown</p>

Fold each corner to the opposite corner.  
Open paper up. You should have creases  
in your paper that look like this.

ARTWORK  
face  
down



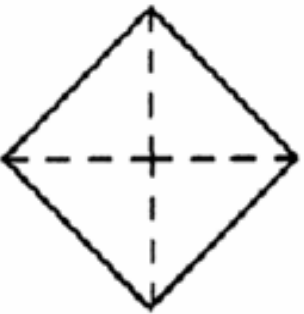
1

Fold all corners to the center of the paper.



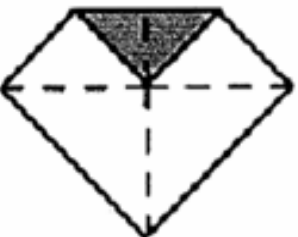
2

Now turn your paper over so the folds  
you just made are face down.



4

Just like in step 2, fold all corners  
to the center of the paper.



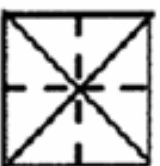
5

Now your paper should look like this.



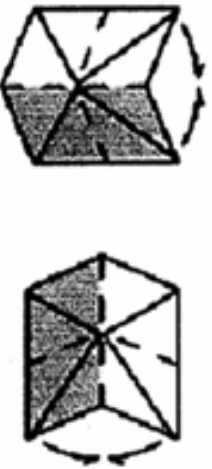
3

Your paper should now look  
something like this.



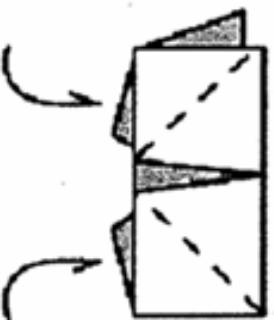
6

Now fold your paper in half  
vertically and horizontally.



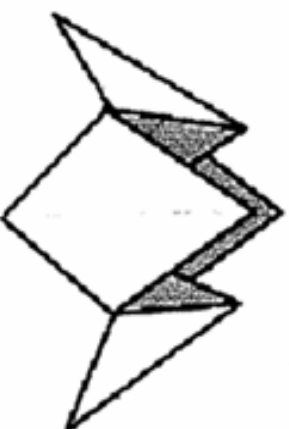
7

Insert your fingers underneath  
the tabs.



8

Finished Product!



9